

Dear Families,

We are now in the final three weeks of the school year and Little Hadham continues to set super standards in a range of areas. Year 1 have achieved wonderful outcomes for the statutory phonics testing.

We will be sharing with families the children's end-of-year report on Friday 12th July 2024. Our assessment systems ensure that the receiving teacher in September has all the information required to understand where gaps in learning exist. If you have any concerns after reading your child's report, please don't hesitate to contact your child's teacher.

Last week, we had an extraordinary treat at Little Hadham Primary School! Shakespeare's Globe graced our halls and left us spellbound with a superb performance of *A Midsummer Night's Dream*. The twist? It was all performed by just one incredibly talented actor!

The children from Year 1-6 were absolutely captivated as the actor seamlessly brought to life the enchanting world of Shakespeare. Through expressive storytelling, animated gestures, and a sprinkle of humour, the performance made the classic play accessible and engaging for everyone.

Some soundbites from the children were...

"The actor was amazing! She made all the characters feel so real."
"I loved the magic and the fairies. I want to read more about them!"

At last, the sun is shining which seems more in line with what summer should be like. Please remember to send your child to school daily with a full water bottle. The children have plenty of opportunities at playtimes and lunchtime to fill it up again and we encourage them to drink regularly. Please do apply sunscreen before your child comes to school and also make sure they have a hat for when they are outside. Please check their school hoodie are named if children bring them to school so that they can be returned if lost during the day.

The next few weeks look to be equally exciting and busy for the children. Please do keep an eye on the key dates section of the newsletter.

Have a fabulous weekend.

Sinead Connolly, Headteacher

Diary Dates

- 03/07/24 Willow Residential Gilwell Park
- 05/07/24 Willow Class return
- 05/07/24 Beech Class Trip to Knebworth
- 08/07/24 Art and D&T week
- 11/07/24 Transition Day
- 12/07/24 Whole School Art Exhibition @2:30pm
- 16/07/24 Image Theatre- Selfish Giant Whole School
- 16/07/24 Willow Class Leavers performance @6pm
- 17/07/24 EYFS Sports Day 9am-10:15am
- 18/07/24 Sports Day@ 10am-12noon
- 18/07/24 BBQ Willow Class children only @6pm- 7:45pm
- 19/07/24 Youth Create Parties
- 19/07/23 Last day of Term School Whole school picnic-12 noon Willow Class Versus their Parents @Football
- School Finishes @1pm

Note for Autumn Term

After school club will return on September the 4th and will be open on Monday – Thursday from 3:05pm – 5:15 or 6:00 pm. The club caters for children from Nursery to Year Six and is located in Elm room. The children are provided with a light meal and it costs £12:00 until 17:15 or £14:50- 18:00 per session that needs to be paid for in advance

Woodland Rangers-THANK YOU!

HUGE SHOUT out to the Woodland Rangers who replaced Connor these last few weeks. Your sessions were brilliant, and the children had a fabulous time, all while learning new skills. Much appreciated and we will definitely have you back!

New Class List for 2023/24

Each year in Little Hadham, year groups are reorganised to form new classes and this is done for a number of reasons. Firstly, since there are mixed age classes at Little Hadham, there is an obvious need for new classes to be created. Secondly, we review the numbers in each year, as well as the individual needs of pupils in the group, the staffing and the classes we have. We have to consider the best ways to meet the needs of all of the year groups. Please understand that there is never one simple answer when it comes to class reorganisation. It involves careful consideration and planning, always with the best interests of our children in mind.

If your child is currently in:	New class teacher and Teaching assistant:	New class name:
Saplings	Mrs Webb, Mrs Neal and Mrs Lammin	Ash
Ash	Mrs Goslitski, Mrs Bland	Beech Year 1
Beech Year 1		Beech Year 2
Beech Year 2	Mrs Courtman-Stock, Mrs Erdogan and Ms Lane	Lime Year 3
Lime Year 3 Birthday after February 14 th		Lime Year 4
Lime Year 3 born between 1 st September and 15 th February	Mrs Sassis and Mrs Martin Mrs Gee and Mrs Evans	Maple Year 4
Lime Year 4		Maple Year 5
Maple Year 4		Maple Year 5
Maple Year 5	Mrs Tweedale and Ms Goodger	Willow Year 6

We are Friends!

We are excited to remind you that on the **12th of July**, we will be enjoying our second Colour Run at Little Hadham Primary! Last year the children loved this event and this one promises to be a fun and vibrant experience for everyone involved.

Thank you to all the tremendous hard work and effort the core committee and wider contributors are putting into planning and setting this event up – thank you in advance to them all. Your dedication is greatly appreciated!

As always please remember that all parents become Friends when they join Little Hadham Primary school, so if you can help in anyway please don't hesitate to get in touch. We do hope you will all support this event, as all money raised will go directly towards enhancing the experiences we offer to our learners across the school. Your participation and contributions make a significant difference.

Every little bit helps, and your involvement is invaluable to us.

News from the classes...



Keeping cool was the theme of this week in Ash and Saplings! The children were very grateful for the surprise ice lollies at the beginning of the week when the temperatures soared. There has been plenty of water play outside, splashing in colourful puddles and exploring toys in the water area. During a forest school session, we reminded ourselves of the story of Cave Baby and the children painted some very creative cave

style paintings, using soil and water to make a muddy paste. The cool forest came alive with woolly mammoths, sabre toothed tigers and brown bears.



The children have been learning about how we change as we grow older. During our literacy lesson, Early Years were able to share ideas about what babies do such as crawl, cry and drink milk. The children then thought about what they can do now but they couldn't do when they were babies. There was a very long list of all the impressive things they can do now! This included running, talking, learning at school and swimming. Ash children wrote some super sentences about what they

can do now. In choosing time, the children have been thinking carefully about how they can look after the baby dolls and what they need.



During one of our carpet times, we looked at pictures of different types of houses, along with houses in Africa, just like Handa's house in Handas Surprise. We compared them to our houses that we live in and the children were able to share lots of differences.

In Maths, Ash and Saplings have been practising making repeated patterns with multilinks and learning positional language. The children have been able to follow instructions for where to place a toy, such as in front of, next to or in between.

In Friday's forest session with the Woodland Rangers the children were very excited to get to use hand drills! They made ladybirds by painting on log discs with beetroot paint and then drilled holes in them to turn them into ladybird bracelets and necklaces. They looked amazing!





Beech class was buzzing with excitement this week when the children unearthed a whopping 120 potatoes they had grown themselves. They meticulously counted each potato, then washed them thoroughly before handing them over to be cooked. The children relished eating the potatoes, and the whole experience was incredibly rewarding because it taught them the value of patience, teamwork, and the joy of enjoying food they had cultivated from scratch.



In addition to their gardening success, the children also engaged in a Design and Technology (DT) lesson focused on bridges. During this lesson, they learned about different types of bridge structures and the engineering principles behind them. Using their newfound knowledge, the children worked collaboratively, referring to their original plans, to construct test bridges. They chose the type of structure they wanted to create, demonstrating their creativity and problem-solving skills. This hands-on activity was in preparation for constructing their final bridges next week. Through this project, the children not only developed their teamwork abilities but also gained a deeper understanding of structural engineering and design. The anticipation for next week's final bridge-building activity is palpable, as the students are eager to apply what they have learned and see their hard work come to fruition.



This week in English, the children continued exploring the fascinating "In the Ocean" theme, focusing specifically on green turtles. They dedicated time to researching these magnificent creatures, looking at their habitats, diets, life cycles, and the environmental challenges they face. Utilising a variety of resources, including books, articles, and educational videos, the children gathered a wealth of information. With their research in hand, the children applied several key English skills to create detailed non-chronological reports. They organised their findings into clear, coherent sections, each with informative headings and subheadings. This process helped them practice their note-taking and summarising skills. Additionally, they focused on using descriptive language to engage readers, incorporating technical vocabulary they had learned during their research. To enhance their reports, the children also worked on their writing structure, ensuring each section flowed logically. fundamental aspects of writing. Some students even included illustrations and captions to provide visual context, further enhancing their reports.




Summer has arrived, bringing excitement and energy to Lime class. Here's a glimpse into our busy week! On Monday, we proudly published our class poem, "Talking to Tomorrow," into a class book—be sure to come and see it! In maths, we focused on revising written methods of calculations, emphasizing efficiency and accuracy. Lime class tackled challenges with enthusiasm and confidence. Our computing lessons transformed us into game designers, where we dreamed up unique characters and themes for our very own video games- we did enjoy doing this!

In geography, we explored how humans manage coastlines and debated whether it's better to intervene or let nature take its course. Tuesday was particularly thrilling with Saracens returning to lead a lively game of tag rugby on the field, followed by an informative session about calories back in the classroom. It was hot but the children had a blast with this energetic activity. Science on Wednesday was equally engaging as we created our own switches for electrical circuits, putting our understanding of circuits into practice.




Overall, it was a fantastic week filled with diverse learning experiences and fun activities. From publishing our poem and mastering calculation methods to designing video games and debating coastal management, we made the most of every moment. Tag rugby and hands-on science experiments added excitement, making it another memorable week in Lime class!





In Maple class, our D.T. lessons focused on the bread making process, as will be making bread later in the term. This week, the children found out which different ingredients are needed to make bread. They then worked in groups and started designing a new bread product for a particular person or event.

Our English lessons linked with our D.T. objectives. Children firstly looked at an instructional text (bread recipe) and identified similarities and differences between instructional and explanation texts.



After that, they wrote effective, detailed and clear explanation texts, impressing their audience with the correct layout and language features of explanation texts.

On Tuesday, we had our third lesson with the Saracens Foundation team. Through various activities, the children learnt about calories in different food products and drinks. Following the theoretical lesson, they improved their techniques while playing games that required teamwork and great listening skills.



In Maths, we converted metric units and discussed about how to keep money safe. Children understood why people might use a bank account, discussed some of the risks associated with spending money online and suggested some ways of keeping money safe when using the internet and how to avoid online scams.

This week in science, we have been learning about the development of babies and toddlers. We examined data showing the typical growth in height and weight for boys and girls. The children plotted the data points and compared the information. Interestingly, we discovered that boys and girls generally weigh the same at birth, but boys tend to gain slightly more weight after the first month. Similarly, boys and girls are usually born the same height, but boys tend to grow taller at a slightly faster rate. We also explored the milestones that babies reach in their first year, such as smiling, recognising their parents, sitting, crawling, and walking.



What a fantastic week we've had in Willow Class. We donned our cycle helmets and took to the open road as we took part in the 'Bikeability' initiative.



This training helped to develop our skills for cycling on single-lane roads with simple junctions and moderate traffic. We learnt the importance of making good observations, communicating our intentions clearly to others and understanding the priorities on the road, particularly at junctions.



In Art and DT this week, our Punch and Judy inspired puppets have really come to life as we added the finishing touches. There has been much learning from each other during this project and plenty of problem solving and adapting our designs to achieve the finish we wanted.



It's fair to say that our originality and creativity shone through this week and we are extremely proud of our finished puppets. We can't wait to share them with you during the Art exhibition in the next few weeks.



The perfect way to deal with the scorching temperatures this week? A fabulous forest session, of course! From swaying and relaxing in a hammock to creating our own miniature bug hotels, we had a great time. We learnt how to use the saw and drill safely when making the wooden bug hotels and loved every part of the activity!

